
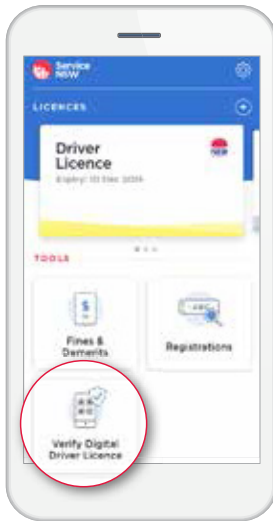
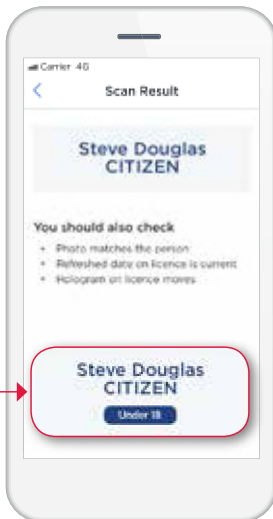


# How to verify the Digital Driver Licence

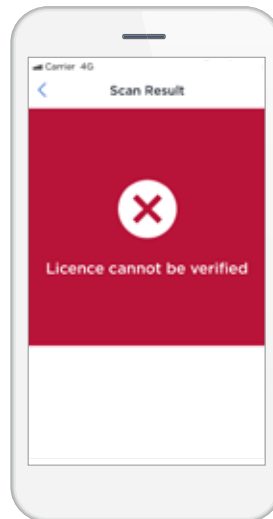
- 1 Download the Service NSW app on your smartphone. Open the app, select 'Verify Driver Licence' from the home screen.
- 2 The app will ask to access your camera, tap 'OK'.
- 3 Focus the camera on the Digital Driver Licence QR code to scan.



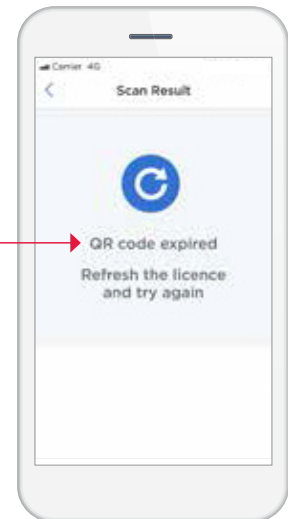
- 4 The scanner will verify the QR code token and provide a result, either:



OR



OR



The name and under age indicator displays for under 18 licence holders

Digital Driver Licence QR codes reload after a period of time

- 5 Tap the screen to scan again.
- 6 If in doubt about the Digital Driver Licence, ask for the plastic card.

**For more information**  
[service.nsw.gov.au/digital-driver-licence](https://service.nsw.gov.au/digital-driver-licence)